



HOW TO ACCESS COLUMBUS FROM HOME

Go to: www.cadcol.ac.uk and click on “Portal” in the top right hand corner.



The screenshot shows the Cadbury College website interface. At the top right, the 'Portal' link is highlighted with a red box. Below the navigation bar, the 'Portal' section is visible, featuring a grid of icons. The 'Columbus Student' icon, which depicts a compass rose, is highlighted with a red box. Other icons include Office 365, Staff Email, Moodle, Nexus, Pro-Monitor, The Library, IT Helpdesk, Blog, Newsletters, Facebook, Twitter, Youtube, and Pinterest. The left sidebar contains a menu for 'About Us' and a section for 'UPCOMING EVENTS' with a 'Summer Holiday' link.

From here, click on “Columbus Student”.


You will then be prompted for your normal college network username and password. Please prefix your username (student number) with “cadcol\” [without the quote marks].



When you have logged in to the system, you should see this with your details:

UNIT- Cadbury Student Columbus student logged: 

Welcome to the Cadbury Student Columbus

Division	Director of Learning	Tutor	Tutor group
	Summer Timetable	Summer Timetable for June and July	
	Timetable	Get your classes Timetable	
	EMA	EMA decisions	
	Attendance	Get your Attendance data	
	Exam Timetable	Exam timetable with rooms and seats. Available for November exams from 3-Oct to 17-Nov for January exams from 18-Nov to 5-Feb for Spring exams from 6-Feb to 23-Mar for Summer exams from 26-Mar to 15-July	
	Exam Results	Exam results attained at Cadbury College.	
	Qualifications On Entry	List qualifications obtained before joining Cadbury College.	
	Enrolment History	Enrolment history at Cadbury College.	